

7. 生活保護費の支出状況

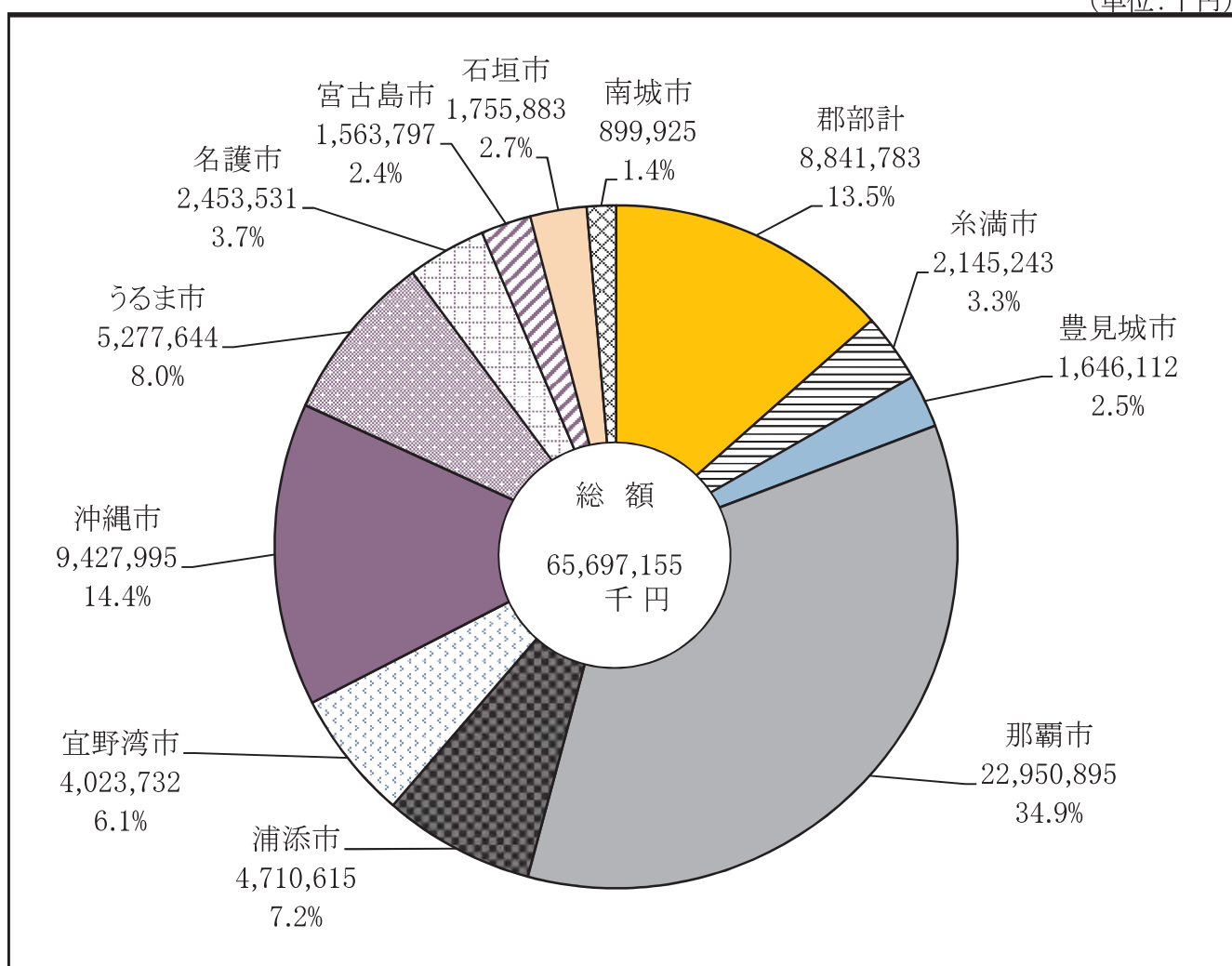
令和4年度の生活保護費の総額は、65,697,155千円となっている。市部・郡部の構成比は市部86.5%、郡部13.5%となっており、那覇市が総額の34.9%を占めている。

生活保護費の扶助別構成比は前年度とほとんど変わらないが、市部と郡部を比較すると、生活扶助費、住宅扶助費については、郡部より市部が高い傾向にあり、医療扶助費については、郡部が市部より高い傾向が見られる。

なお、令和4年度における1世帯当たりの年間生活保護費は、前年度より1.9%減の2,063千円(月額約172千円)となっている。一人当たりの年間医療扶助費は、対前年度比0.2%増の1,206千円となっている。

図2-19 生活保護費の事務所別構成比及び金額(令和4年度)

(単位:千円)



資料:生活保護費等国庫負担金にかかる事業実績報告書

表2-18 扶助費別保護費の推移(各扶別及び施設事務費内訳)

区分	年度	扶 助 費										施設事務費等	合 計
		生活扶助	住宅扶助	教育扶助	介護扶助	医療扶助	出産扶助	生業扶助	葬祭扶助	計			
県	昭和47	2,380,140,000	105,822,000	130,433,000	688,580,000	1,734,000	503,000	2,523,000	3,309,735,000	12,543,000	3,322,278,000		
	50	4,209,636,000	279,358,000	281,674,000	1,477,586,000	4,636,000	673,000	4,963,000	6,258,526,000	37,152,000	6,295,678,000		
	55	8,052,923,291	1,022,287,322	513,936,436	5,813,215,831	10,757,059	1,271,147	14,306,963	15,428,698,049	118,800,025	15,547,498,074		
	60	9,340,850,597	1,653,493,332	531,703,309	9,602,459,486	11,709,540	920,132	9,883,374	21,151,019,770	161,417,319	21,312,437,089		
	平成24	14,632,986,555	5,484,375,626	362,185,563	1,131,828,238	23,859,377,753	10,853,450	54,478,024	45,741,847,853	301,498,143	46,043,345,996		
	25	15,388,307,412	5,977,844,159	360,494,892	1,291,588,263	25,348,338,446	17,821,919	56,034,863	48,617,942,621	293,973,230	48,911,915,851		
	26	17,388,111,058	7,251,685,436	323,723,486	1,609,232,670	29,271,274,138	17,003,992	73,401,502	56,475,397,976	318,703,130	56,791,101,106		
	27	17,865,708,814	7,587,876,669	326,585,035	1,754,763,971	31,064,236,127	18,900,561	76,522,929	58,857,990,719	317,897,438	59,174,988,157		
	28	18,266,167,596	7,899,385,971	320,679,172	1,905,248,043	31,103,294,012	13,231,442	75,188,310	59,734,605,055	337,818,669	60,072,423,724		
	29	18,223,729,594	8,108,462,969	312,398,872	1,974,606,951	32,495,761,041	16,451,225	91,998,968	61,366,943,268	348,220,865	61,715,214,133		
30	18,126,657,794	8,294,942,503	270,396,257	1,986,236,056	33,650,599,879	17,456,807	95,854,910	62,572,822,060	377,330,045	62,950,152,105			
令和元	18,049,353,160	8,471,510,223	229,858,573	2,039,188,758	35,320,507,834	20,575,049	97,562,891	61,335,100,452	373,555,780	64,708,656,232			
2	17,945,801,484	8,658,743,454	234,651,496	2,064,196,581	34,979,997,603	16,422,379	105,525,697	64,112,103,960	385,485,458	64,997,589,418			
3	17,945,801,484	8,658,743,454	234,651,496	2,064,196,581	34,979,997,603	16,422,379	105,525,697	64,112,103,960	385,485,458	64,997,589,418			
4	18,324,501,761	8,986,497,312	202,480,062	2,101,669,292	35,455,566,814	10,929,618	97,335,783	65,330,134,270	367,021,047	65,697,155,317			
昭和47	1,689,620,000	49,630,000	92,009,000	481,380,000	1,153,000	270,000	1,416,000	2,315,478,000	5,917,000	2,321,395,000			
50	1,525,971,000	31,047,000	91,113,000	532,084,000	2,632,000	340,000	1,297,000	2,183,884,000	12,318,000	2,196,202,000			
55	2,576,026,283	95,757,496	152,385,148	1,897,331,167	3,833,670	1,004,730	2,522,663	4,698,761,157	55,884,140	4,754,645,297			
60	2,561,976,061	169,904,378	135,224,201	3,022,367,875	2,680,740	324,670	1,551,085	5,894,029,010	72,713,400	5,966,742,410			
平成24	2,251,530,649	736,256,027	59,734,258	213,746,930	4,507,270,868	973,384	10,237,169	7,809,512,593	110,156,499	7,919,669,092			
25	2,229,485,974	763,511,884	57,655,065	231,293,925	4,467,000,411	1,106,070	9,191,081	7,787,645,742	104,621,048	7,892,266,790			
26	2,319,266,562	795,607,935	52,485,800	242,218,442	4,308,707,567	690,108	6,690,473	7,755,461,419	107,408,964	7,862,870,383			
27	2,285,062,471	817,748,768	48,430,714	268,746,130	4,475,967,078	1,244,512	6,717,135	7,933,016,711	101,165,697	8,034,182,408			
28	2,264,738,848	837,452,931	42,777,189	281,987,781	4,584,918,304	509,503	8,477,257	8,044,086,052	98,082,445	8,142,168,497			
29	2,242,391,316	894,248,710	38,452,497	298,905,564	4,678,292,706	1,156,245	20,398,903	8,156,590,015	96,094,141	8,252,684,156			
30	2,240,065,380	882,558,965	34,051,807	309,870,028	4,754,194,510	1,205,506	9,442,719	8,246,219,558	100,235,826	8,346,455,384			
令和元	2,259,768,517	916,298,152	29,614,793	326,401,182	5,088,572,720	2,884,242	11,987,719	8,647,631,234	101,399,233	8,749,030,467			
2	2,278,477,196	956,436,398	30,628,279	328,820,081	5,270,339,022	387,745	16,553,565	8,895,980,785	106,210,836	9,002,191,631			
3	2,317,518,070	976,131,868	26,929,801	319,360,720	5,307,871,457	1,099,450	16,225,651	8,977,004,210	99,287,265	9,076,291,415			
4	2,300,721,016	991,715,269	23,531,939	328,961,501	5,076,054,974	1,427,237	14,759,541	8,749,563,957	92,218,861	8,841,782,818			
昭和47	690,520,000	56,192,000	38,424,000	207,200,000	581,000	233,000	1,107,000	994,257,000	6,625,000	1,000,883,000			
50	2,683,665,000	248,311,000	190,561,000	945,502,000	2,604,000	333,000	3,666,000	4,074,642,000	24,834,000	4,099,476,000			
55	5,476,897,008	926,529,826	361,651,288	3,945,884,664	6,923,389	266,417	11,784,300	10,729,936,892	62,915,855	10,792,852,777			
60	6,778,874,536	1,483,588,954	396,479,108	6,580,091,611	9,028,800	595,462	8,332,289	15,256,990,760	88,703,919	15,345,694,679			
平成24	14,281,904,247	5,792,805,694	291,128,917	1,240,723,681	22,579,392,803	15,722,717	56,712,257	44,407,267,759	191,024,841	44,598,292,600			
25	14,657,572,027	6,106,396,590	288,498,521	1,263,419,904	24,293,975,422	14,995,578	66,354,969	46,840,711,695	201,516,282	47,042,227,977			
26	15,418,844,496	6,456,077,501	281,237,686	1,367,014,228	24,962,566,571	16,313,884	66,711,029	48,716,936,557	211,294,166	48,928,230,723			
27	15,580,646,343	6,770,127,901	278,154,321	1,486,017,841	26,588,299,049	133,396,710	69,805,794	50,924,074,008	216,731,741	51,140,805,749			
28	16,001,428,748	7,061,933,040	277,901,983	1,623,260,262	26,518,285,708	12,721,939	66,711,053	51,690,519,003	239,736,224	51,930,255,227			
29	15,981,338,278	7,244,214,259	273,946,375	1,675,701,387	27,817,468,335	15,294,980	79,254,894	53,210,403,253	252,126,724	53,462,529,977			
30	15,886,592,414	7,412,383,538	236,344,450	1,676,366,028	28,896,405,369	16,251,301	86,412,191	54,328,602,502	277,094,219	54,603,696,721			
令和元	15,789,584,643	7,555,212,071	200,243,780	1,712,787,576	30,231,935,114	17,690,807	85,575,172	55,687,469,218	272,156,547	55,959,625,765			
2	15,667,324,288	7,702,307,056	204,023,217	1,735,276,500	29,709,658,581	16,034,634	88,972,132	55,216,123,165	279,274,622	55,495,397,787			
3	15,879,583,844	7,886,929,123	185,725,935	1,754,982,299	29,806,715,876	10,990,337	109,608,514	55,723,016,894	271,729,554	55,994,746,448			
4	16,023,780,745	7,994,782,043	178,948,123	1,772,707,791	30,379,511,840	9,502,381	136,394,087	56,580,570,313	274,802,186	56,855,372,499			

資料：生活保護費等国庫負担金にかかるとる事業実績報告書
(施設事務費等に、平成28年度より就労自立給付金を含む。)

図2-20 生活保護費の扶助別・年度別構成比

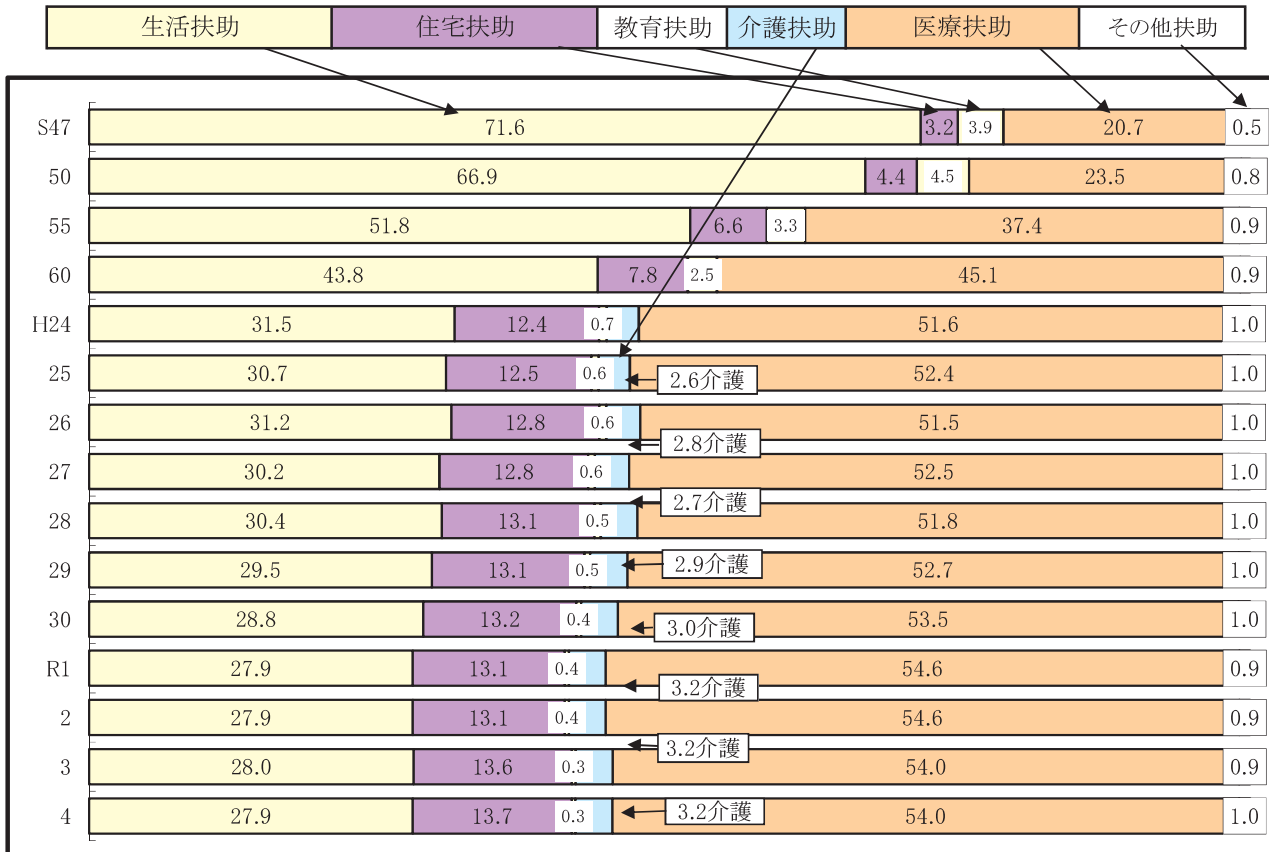
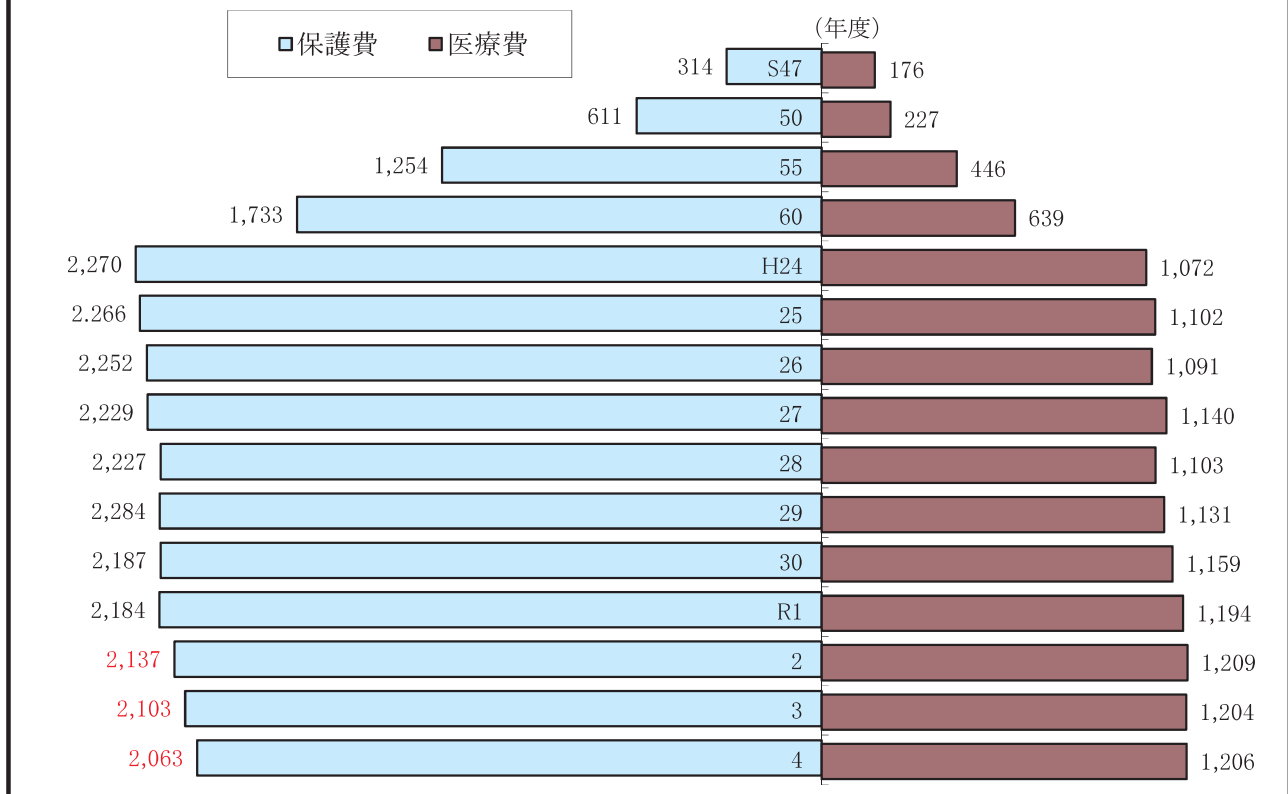


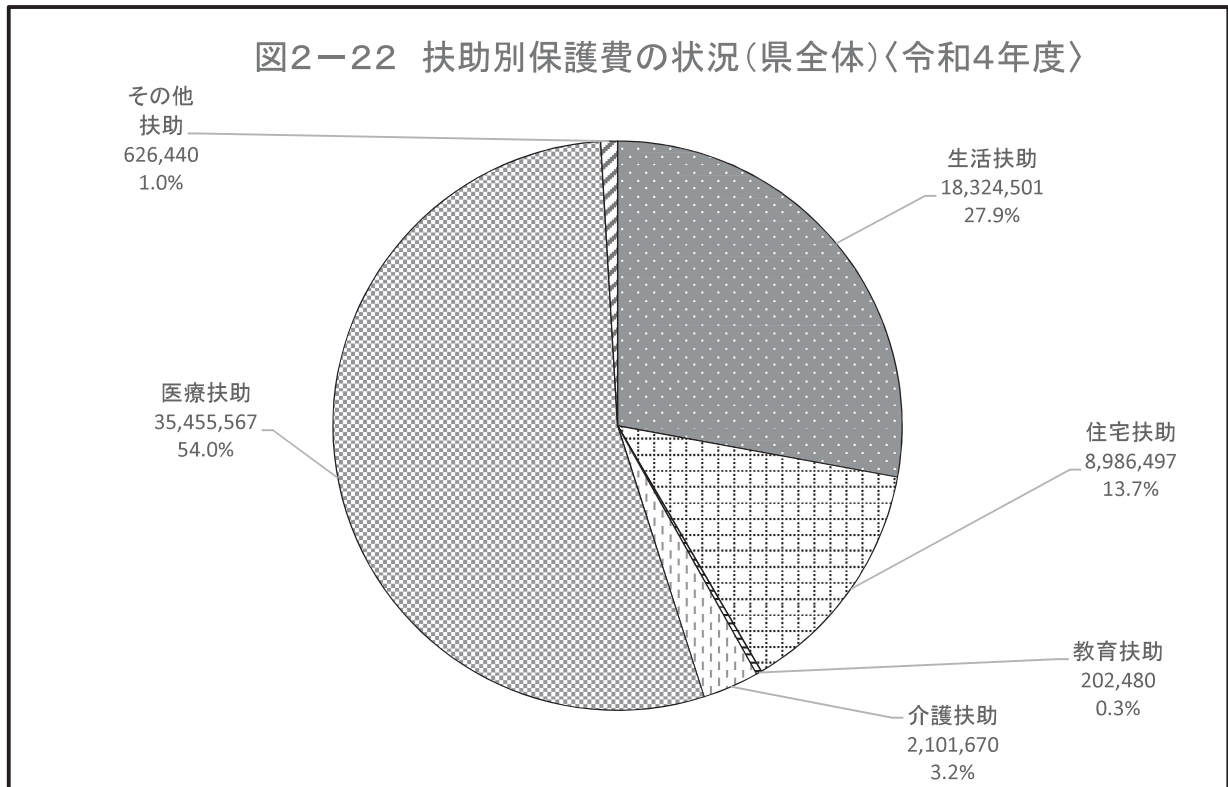
図2-21 1世帯当たり年間保護費支給額及び1人当たり年間医療費 単位:千円



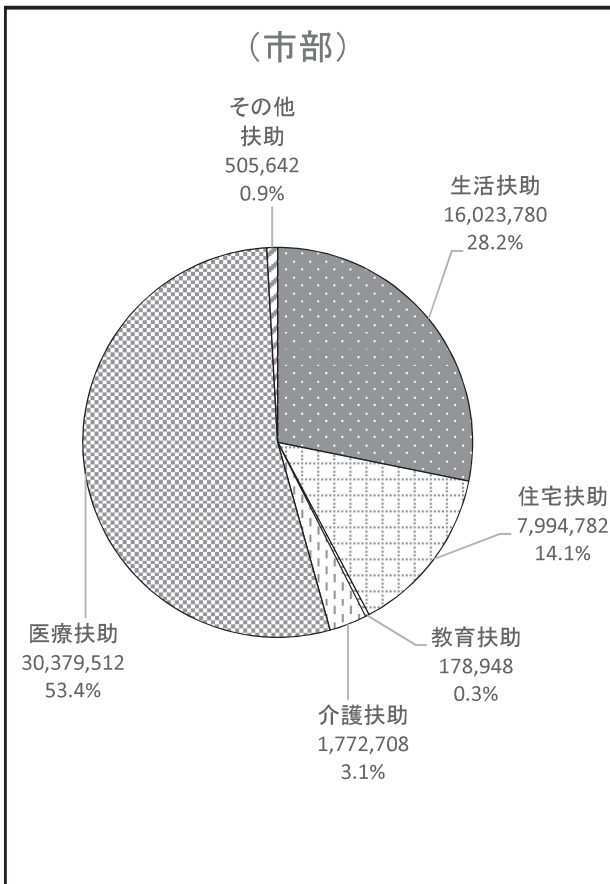
資料:生活保護費等国庫負担金にかかる事業実績報告書、生活保護速報(月次)総括表(生活保護統計時系列分析表)

(単位:千円)

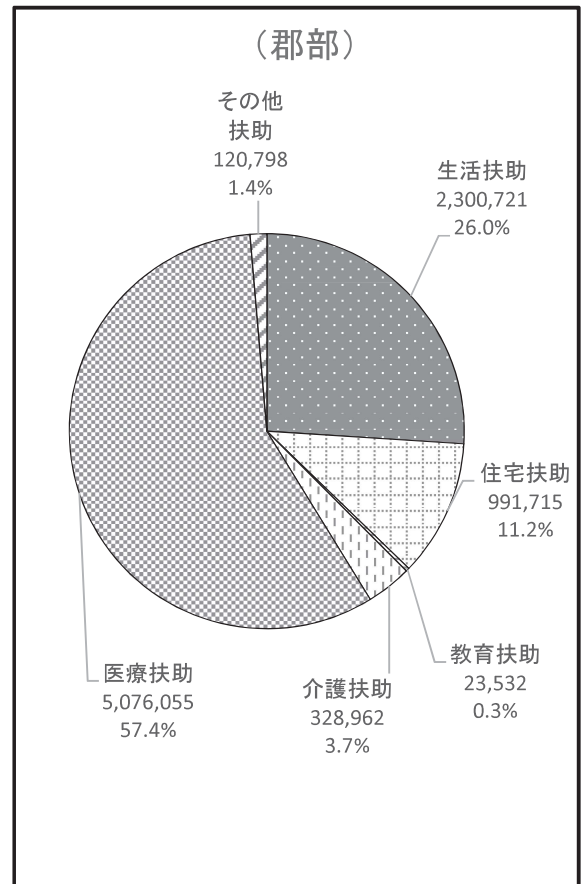
図2-22 扶助別保護費の状況(県全体)〈令和4年度〉



(市部)



(郡部)



資料:生活保護費等国庫負担金にかかる事業実績報告書

表 2 - 19 扶 助 別

扶助別 年度		実 額 (単位:千円)						指		
		生活扶助	住宅扶助	教育扶助	介護扶助	医療扶助	その他 扶助	保護費 総 計	生活	住宅
県 計	昭和47	2,380,140	105,822	130,433		688,580	17,303	3,322,278	100.0	100.0
	50	4,209,636	279,358	281,674		1,477,586	47,424	6,295,678	176.9	264.0
	55	8,052,923	1,022,288	513,936		5,813,216	145,135	15,547,498	338.3	966.0
	60	9,340,851	1,653,493	531,703		9,602,460	183,930	21,312,437	392.4	1562.5
	平成25	16,887,058	6,869,908	346,154	1,494,714	28,760,976	585,463	54,944,273	709.5	6491.9
	26	17,738,111	7,251,685	333,724	1,609,233	29,271,274	592,512	56,796,539	745.3	6852.7
	27	17,865,709	7,587,877	326,585	1,754,764	31,064,236	598,822	59,197,993	750.6	7170.4
	28	18,266,168	7,899,386	320,679	1,905,248	31,103,204	579,390	60,074,075	767.4	7464.8
	29	18,223,729	8,108,463	312,399	1,974,608	32,495,761	600,254	61,715,214	765.7	7662.4
	30	18,126,657	8,294,943	270,396	1,986,236	33,650,600	621,320	62,950,152	761.6	7838.6
	令和元	18,049,353	8,471,510	229,859	2,039,188	35,320,508	598,238	64,708,656	758.3	8005.4
	2	17,945,800	8,658,743	234,651	2,064,196	34,979,998	614,199	64,497,587	754.0	8182.4
	3	18,197,102	8,863,061	212,656	2,074,343	35,114,587	609,289	65,071,038	764.5	8375.4
	4	18,324,501	8,986,497	202,480	2,101,669	35,455,567	626,441	65,697,155	769.9	8492.1
郡 部 計	昭和47	1,689,620	49,630	92,009		481,380	8,756	2,321,395	100.0	100.0
	50	1,525,971	31,047	91,113		532,084	15,987	2,196,202	90.3	62.6
	55	2,576,026	95,758	152,285		1,867,331	63,245	4,754,645	152.5	192.9
	60	2,561,976	169,904	135,224		3,022,368	77,270	5,966,742	151.6	342.3
	平成25	2,229,486	763,512	57,655	231,294	4,467,000	143,320	7,892,267	132.0	1538.4
	26	2,319,267	795,608	52,486	242,219	4,308,707	144,584	7,862,871	137.3	1603.1
	27	2,285,063	817,749	48,430	268,746	4,475,967	138,227	8,034,182	135.2	1647.7
	28	2,264,739	837,453	42,777	281,988	4,584,918	130,294	8,142,169	134.0	1687.4
	29	2,242,391	864,249	38,452	298,906	4,678,293	130,393	8,252,684	132.7	1741.4
	30	2,240,065	882,559	34,052	309,870	4,754,194	125,715	8,346,455	132.6	1778.3
	令和元	2,259,768	916,298	29,615	326,401	5,088,573	128,375	8,749,030	133.7	1846.3
	2	2,278,476	956,436	30,628	328,920	5,270,339	137,391	9,002,190	134.9	1927.1
	3	2,317,518	976,132	26,930	319,361	5,307,871	128,479	9,076,291	137.2	1966.8
	4	2,300,721	991,715	23,532	328,962	5,076,055	120,798	8,841,783	136.2	1998.2
市 部 計	昭和47	690,520	56,192	38,424		207,200	8,547	1,000,883	100.0	100.0
	50	2,683,665	248,311	190,561		945,502	31,437	4,099,476	388.6	441.9
	55	5,476,897	926,530	361,651		3,945,885	81,890	10,792,853	793.2	1648.9
	60	6,778,875	1,483,589	396,479		6,580,092	106,660	15,345,695	981.7	2640.2
	平成25	14,657,572	6,106,396	288,499	1,263,420	24,293,976	442,143	47,052,006	2122.7	10867.0
	26	15,418,844	6,456,077	281,238	1,367,014	24,962,567	447,928	48,933,668	2232.9	11489.3
	27	15,580,646	6,770,128	278,155	1,486,018	26,588,269	460,595	51,163,811	2256.4	12048.2
	28	16,001,429	7,061,933	277,902	1,623,260	26,518,286	449,096	51,931,906	2317.3	12567.5
	29	15,981,338	7,244,214	273,947	1,675,702	27,817,468	469,861	53,462,530	2314.4	12891.9
	30	15,886,592	7,412,384	236,344	1,676,366	28,896,406	495,605	54,603,697	2300.7	13191.2
	令和元	15,789,585	7,555,212	200,244	1,712,787	30,231,935	469,863	55,959,626	2286.6	13445.4
	2	15,667,324	7,702,307	204,023	1,735,276	29,709,659	476,808	55,495,397	2268.9	13707.1
	3	15,879,584	7,886,929	185,726	1,754,982	29,806,716	480,810	55,994,747	2299.7	14035.7
	4	16,023,780	7,994,782	178,948	1,772,707	30,379,512	505,643	56,855,372	2320.5	14227.6

(注) その他扶助は、出産扶助費、生業扶助費、葬祭扶助費、就労自立給付金、進学準備給付金及び施設事務費を合計したものである。

介護扶助は平成12年度より創設されたため、指数については、平成12年度を100としている。

資料：生活保護費等国庫負担金にかかる事業実績報告書、生活保護速報(月次)総括表(生活保護統計時系列分析表)

保 護 費 の 推 移

数					構 成 比(%)							1人当たり保護費(月額)(単位:円)		
教育	介護	医療	その他	合計	生活	住宅	教育	介護	医療	その他	合計	年間被保護 延べ人員	一人当たり 保護費	指数
100.0		100.0	100.0	100.0	71.6	3.2	3.9		20.7	0.5	100.0	379,908	8,745	100.0
216.0		214.6	274.1	189.5	66.9	4.4	4.5		23.5	0.8	100.0	331,548	18,989	217.1
394.0		844.2	838.8	468.0	51.8	6.6	3.3		37.4	0.9	100.0	382,116	40,688	465.3
407.6		1394.5	1063.0	641.5	43.8	7.8	2.5		45.1	0.9	100.0	339,972	62,689	716.9
265.4	538.3	4176.9	3383.6	1653.8	30.7	12.5	0.6	2.7	52.3	1.0	100.0	407,939	134,687	1540.2
255.9	579.6	4251.0	3424.3	1709.6	31.2	12.8	0.6	2.9	51.6	0.9	100.0	418,074	135,853	1553.5
250.4	632.0	4511.3	3460.8	1781.8	30.2	12.8	0.6	3.0	52.5	1.0	100.0	430,216	137,601	1573.5
245.9	686.2	4517.0	3348.5	1808.2	30.4	13.1	0.5	3.2	51.8	1.0	100.0	438,404	137,029	1566.9
239.5	711.2	4719.2	3469.1	1857.6	29.5	13.1	0.5	3.2	52.7	1.0	100.0	442,626	139,430	1594.4
207.3	715.3	4887.0	3590.8	1894.8	28.8	13.2	0.4	3.2	53.5	1.0	100.0	447,222	140,758	1609.6
176.2	734.4	5129.5	3457.4	1947.7	27.9	13.1	0.4	3.2	54.6	0.9	100.0	454,135	142,488	1629.4
179.9	743.4	5080.0	3549.7	1941.4	27.8	13.4	0.4	3.2	54.2	1.0	100.0	459,008	140,515	1606.8
163.0	747.1	5099.6	3521.3	1958.6	28.0	13.6	0.3	3.2	54.0	0.9	100.0	465,677	139,734	1597.9
155.2	756.9	5149.1	3620.4	1977.5	27.9	13.7	0.3	3.2	54.0	1.0	100.0	470,126	139,744	1598.0
100.0		100.0	100.0	100.0	72.8	2.1	4.0		20.7	0.4	100.0	165,768	14,004	100.0
99.0		110.5	182.6	94.6	69.5	1.4	4.1		24.2	0.7	100.0	128,148	17,138	122.4
165.5		387.9	722.3	204.8	54.2	2.0	3.2		39.3	1.3	100.0	126,516	37,851	270.3
147.0		627.9	882.5	257.0	42.9	2.8	2.3		50.7	1.3	100.0	99,072	60,226	430.1
62.7	513.5	928.0	1636.8	340.0	28.2	9.7	0.7	2.9	56.6	1.8	100.0	61,031	129,316	923.4
57.0	537.8	895.1	1651.3	338.7	29.5	10.1	0.7	3.1	54.8	1.8	100.0	60,541	129,877	927.4
52.6	596.7	929.8	1578.7	346.1	28.4	10.2	0.6	3.3	55.7	1.7	100.0	59,927	134,066	957.3
46.5	626.1	952.5	1488.1	350.7	27.8	10.3	0.5	3.5	56.3	1.6	100.0	59,728	136,321	973.4
41.8	663.6	971.9	1489.2	355.5	27.2	10.5	0.5	3.6	56.7	1.6	100.0	59,619	138,424	988.5
37.0	688.0	987.6	1435.8	359.5	26.8	10.6	0.4	3.7	57.0	1.5	100.0	60,532	137,885	984.6
32.2	724.7	1057.1	1466.1	376.9	25.8	10.5	0.3	3.7	58.2	1.5	100.0	61,937	141,257	1008.7
33.3	730.3	1094.8	1569.1	387.8	25.3	10.6	0.3	3.7	58.5	1.5	100.0	63,079	142,713	1019.1
29.3	709.0	1102.6	1467.3	391.0	25.5	10.8	0.3	3.5	58.5	1.4	100.0	63,465	143,013	1021.2
25.6	730.4	1054.5	1379.6	380.9	26.0	11.2	0.3	3.7	57.4	1.4	100.0	63,233	139,829	998.5
100.0		100.0	100.0	100.0	69.0	5.6	3.8		20.7	0.9	100.0	214,140	4,674	100
495.9		456.3	367.8	409.6	65.5	6.1	4.6		23.1	0.8	100.0	203,400	20,155	431
941.2		1904.4	958.1	1078.3	50.7	8.6	3.4		36.6	0.8	100.0	255,600	42,226	903
1031.9		3175.7	1247.9	1533.2	44.2	9.7	2.6		42.9	0.7	100.0	240,900	63,702	1,363
750.8	543.1	11724.9	5173.1	4701.0	31.2	13.0	0.6	2.7	51.6	0.9	100.0	346,908	135,633	2,902
731.9	587.7	12047.6	5240.8	4889.0	31.5	13.2	0.6	2.8	51.0	0.9	100.0	357,533	136,865	2,928
723.9	638.8	12832.2	5389.0	5111.9	30.5	13.2	0.5	2.9	52.0	0.9	100.0	370,289	138,173	2,956
723.3	697.8	12798.4	5254.4	5188.6	30.8	13.6	0.5	3.1	51.1	0.9	100.0	378,676	137,141	2,934
713.0	720.4	13425.4	5497.4	5341.5	29.9	13.6	0.5	3.1	52.0	0.9	100.0	383,007	139,586	2,986
615.1	720.6	13946.1	5798.6	5455.6	29.1	13.6	0.4	3.1	52.9	0.9	100.0	386,690	141,208	3,021
521.1	736.3	14590.7	5497.4	5591.0	28.2	13.5	0.4	3.1	54.0	0.8	100.0	392,198	142,682	3,053
531.0	746.0	14338.6	5578.7	5544.6	28.2	13.9	0.4	3.1	53.5	0.9	100.0	395,929	140,165	2,999
483.4	754.4	14385.5	5625.5	5594.5	28.4	14.1	0.3	3.1	53.2	0.9	100.0	402,212	139,217	2,979
465.7	762.1	14661.9	5916.0	5680.5	28.2	14.1	0.3	3.1	53.4	0.9	100.0	406,893	139,731	2,990